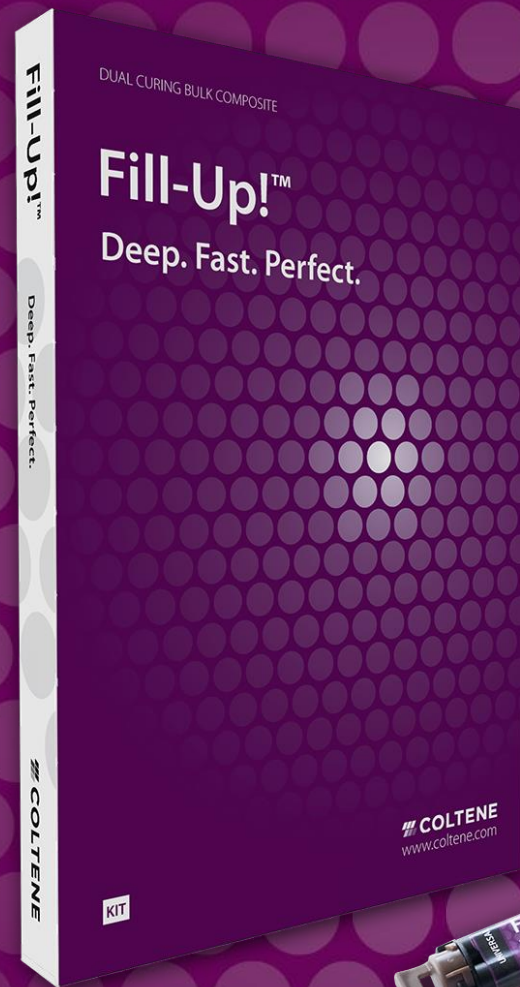


Fill-Up!™

in a single step to give a perfect result



Deep. Fast. Perfect.

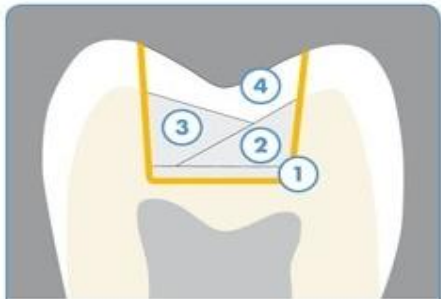
 COLTENE

IN A SINGLE STEP TO GIVE A PERFECT RESULT!

Fill-Up! is a medium viscous bulk composite of the newest generation applied in a single step.

- Faster than the conventional increment technique
- More economical than two layer bulk fillings

NO BULK FILLING



MULTIPLE LAYERS

BULK FILLING?



TWO LAYERS

REAL BULK FILLING



SINGLE LAYER

ONE LAYER – ONE SHADE

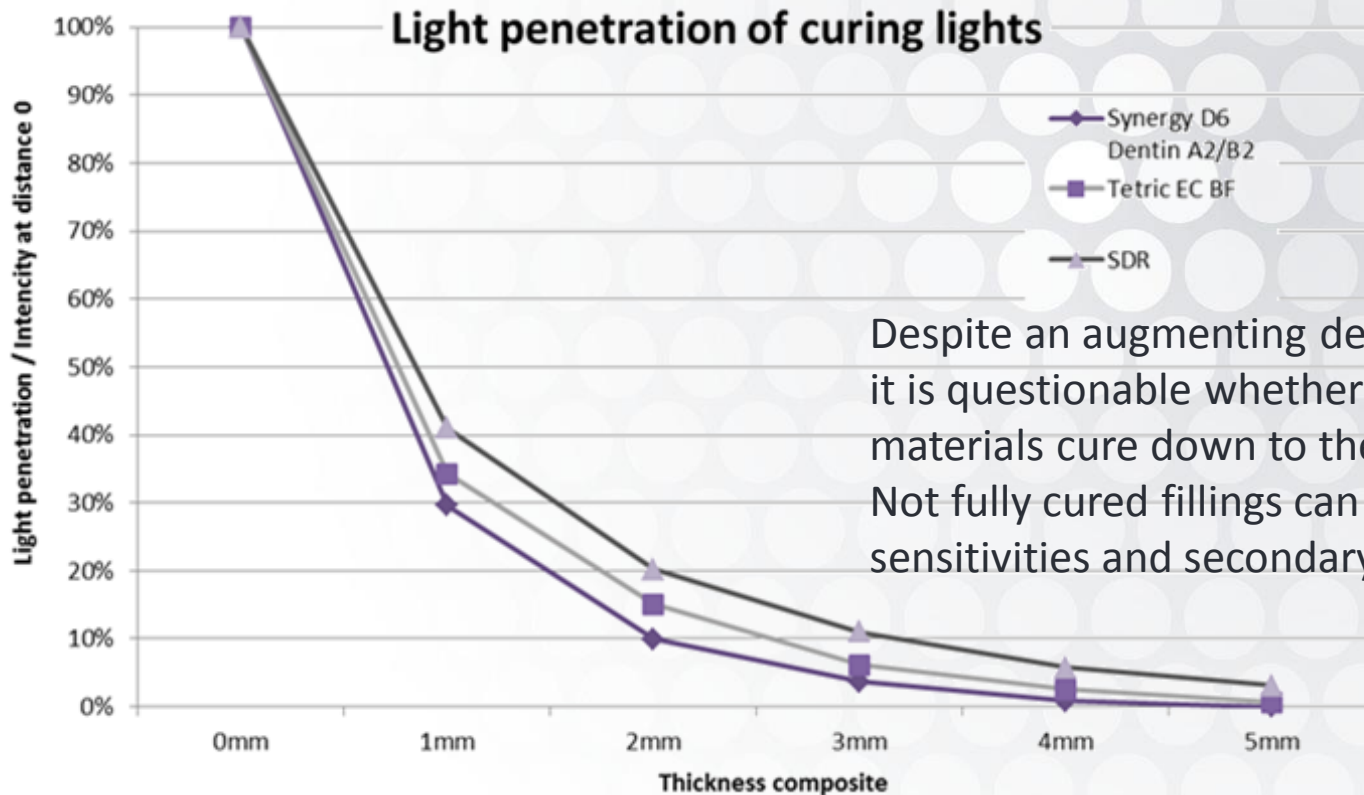
Owing to the chameleon effect of its universal shade, colour management is obsolete.

- **Fluorescent and radiopaque**
natural appearance under UV light, visible under X-ray
- **Advanced aesthetics**
A covering layer with conventional composite for high-end aesthetics can be applied



WELCOME ON THE SAFE SIDE!

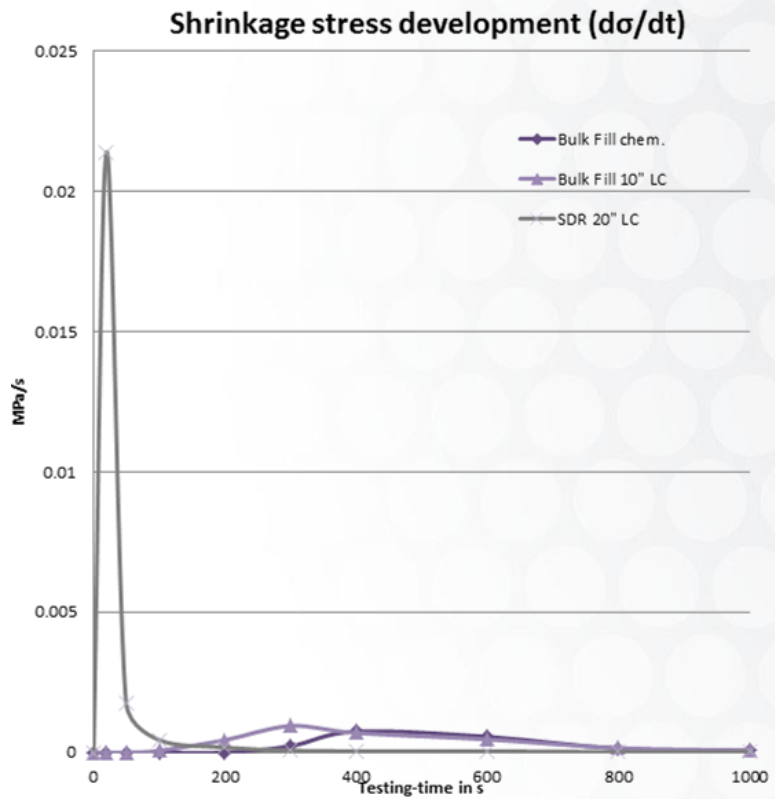
Owing to its dual curing properties, Fill-Up! will cure cavities of classes I and II in depths that light curing competitors will fail to cure.



Despite an augmenting degree of translucency, it is questionable whether light cured bulk filling materials cure down to the bottom of the cavity. Not fully cured fillings can cause marginal gaps, sensitivities and secondary caries.

SHRINKAGE STRESS? NO NEED TO BOTHER!

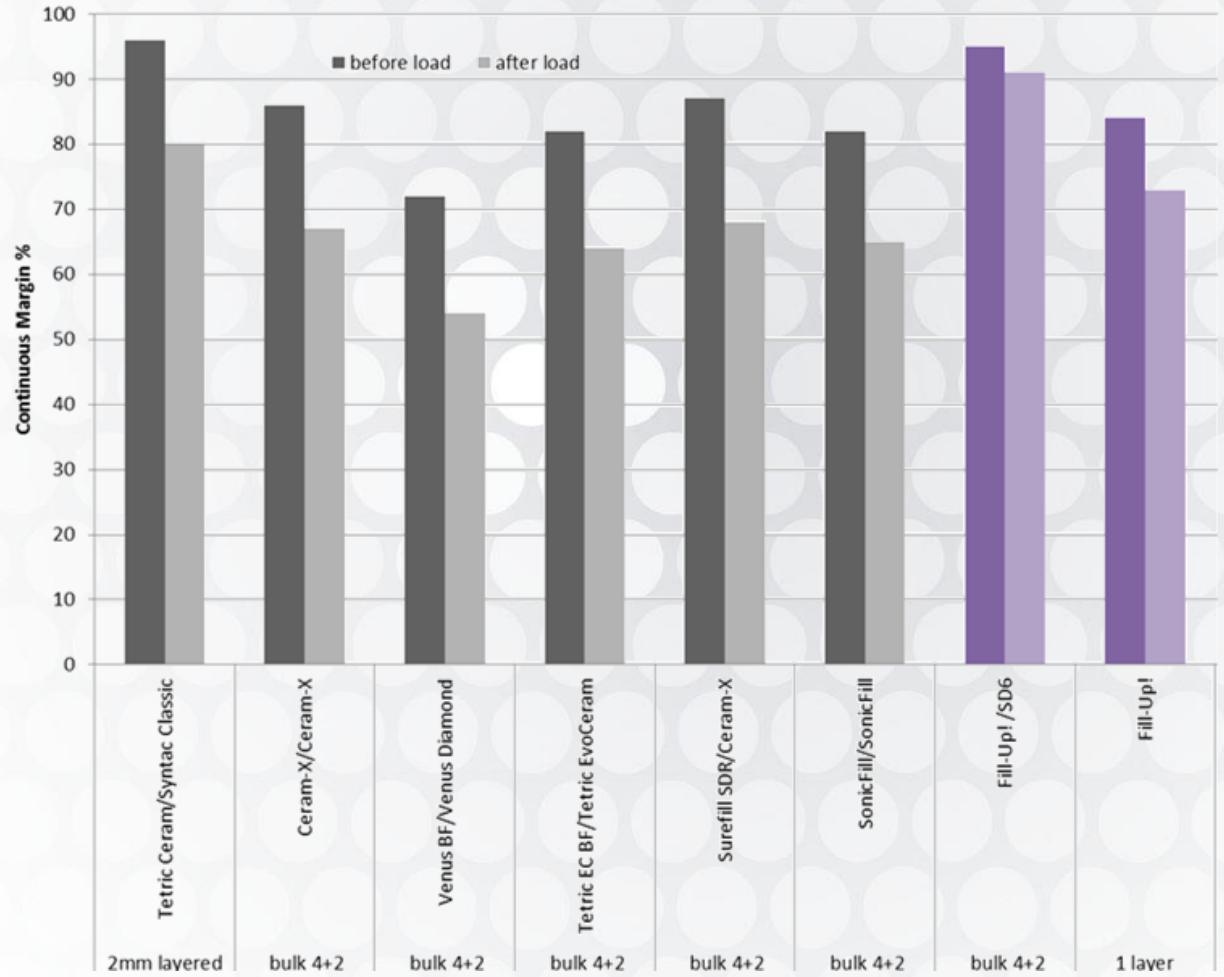
With Fill-Up!, fillings cure thoroughly AND gently.



Light curing one layer instead of several increments results in higher shrinkage forces, which can lead to bonding failure, gap building and potentially secondary caries.

Stress increase is much more gentle with chemical curing composites (slower)

PERFECT MARGINAL SEAL.



Despite the strain of chewing forces and thermo cycling, the margin stays sealed.

SPECIAL FEATURES

Fill-Up! is indicated for:

- Class I and Class II fillings
- Cavity linings
- Core build-ups



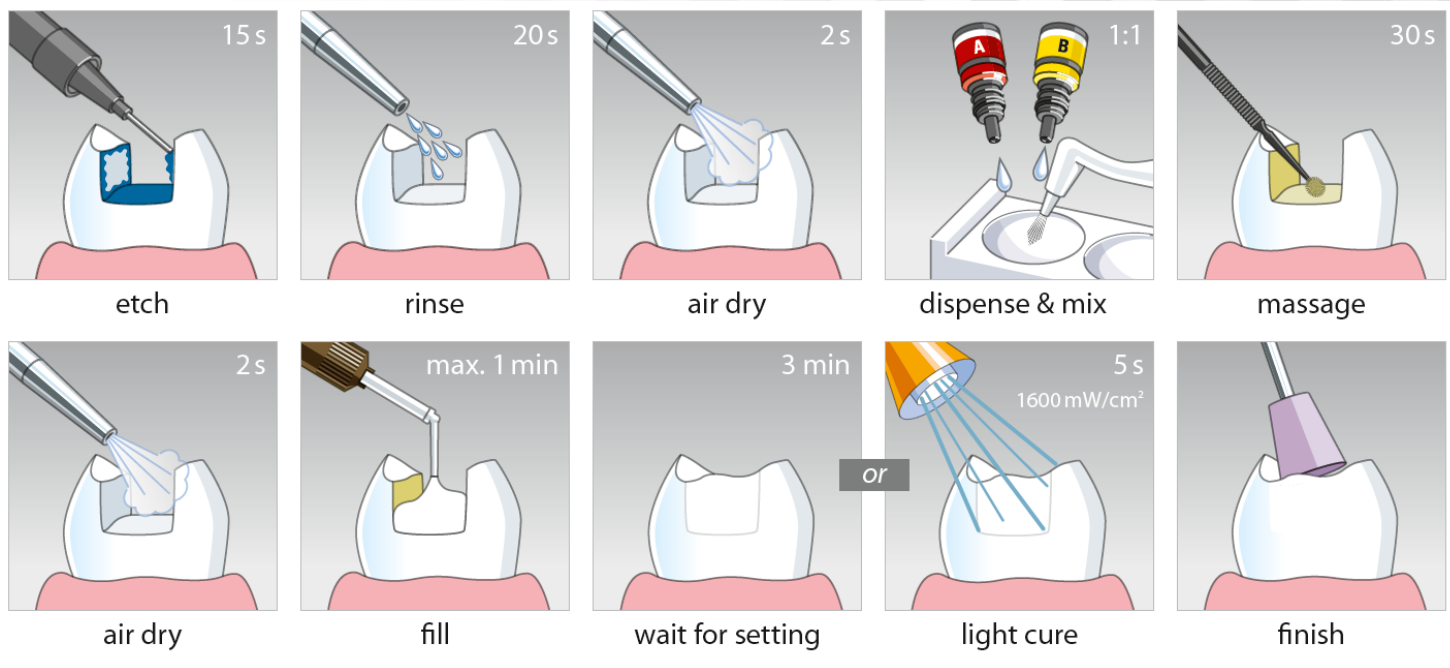
Fill-Up! contains antibacterial zinc oxide, which can hinder bacteria proliferation on the restoration surface.

The ergonomic automix syringe allows a convenient application in the posterior dental region. With two different mixing tips to chose from, Fill-Up! enables a exact dosage and versatile usage given by the indication at hand.

STEP BY STEP


The cavity is etched and bonded with a chemically curing bonding agent*.

Fill-Up! is then applied in a single layer. After shortly light curing for 5 sec to cure the top layer, the restoration is finished with rotary instruments.



* The best marginal seal is obtained with the bonding agent ParaBond.

START TO FILL-UP TODAY!



6001 9342 Fill-Up! Intro Kit
2 x 4.5g Fill-Up! Universal
1 x 2.5 ml Etchant Gel
2 x 3 ml ParaBond Adh. A+B
6 x Mix. Tip Short SF
8 x Mix. Tip Short F

6001 9355 Economy Kit
5 x 4.5g Fill-Up! Universal
15 x Mix. Tip Short SF
20x Mix. Tip Short F

6001 9341 Fill-Up! Refill
1 x 4.5g Fill-Up! Universal
3 x Mix. Tip Short SF
4 x Mix. Tip Short F

DEEP.
FAST.
PERFECT.

Get a perfect result

